

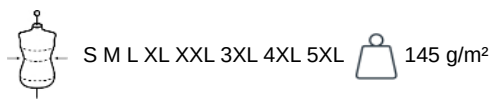
KARIBAN

K3025IC

T-shirt Bio150 IC de homem

• Uma peça de vestuário sempre fashion para uma moda mais responsável.

Cores lisas: 100% algodão. Cor Ash Heather: 98% algodão / 2% viscose. Cor Oxford Grey: 90% algodão / 10% viscose. Cores Wine Heather ; French Navy Heather ; Green Marble Heather ; Cloudy Blue Heather: 80% algodão / 20% poliéster. E cor Grey Heather: 70% algodão / 30% poliéster. Todas as colorações são feitas de algodão em conversão biológico. Algodão penteado. Decote redondo com acabamento em malha rib com elastano. Tapa costuras à cor no decote. Forma tubular. Acabamento da manga e bainha com costura dupla.



Certificações (1)

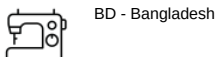


Informações complementares

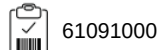
Logística



País de origem




Código aduaneiro



Também existe em versão



K3026IC K3027IC



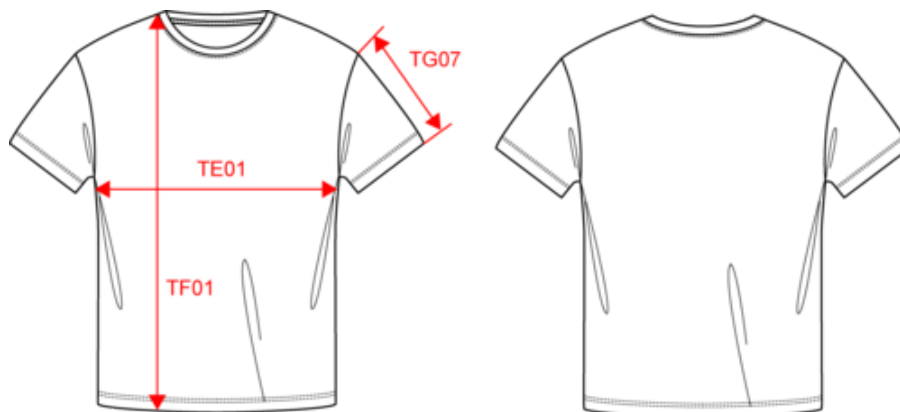
(1) NOVA VERSÃO DA CERTIFICAÇÃO DAS REFERÊNCIAS GOTS V7.0 De acordo com esta nova versão, a cor Oxford Grey deste produto já não se encontra coberta pela certificação GOTS (Global Organic Textile Standard).

KARIBAN

K3025IC

T-shirt Bio150 IC de homem

Dimensão



Measurements in cm	S	M	L	XL	XXL	3XL	4XL	5XL
TE01 - 1/2 chest width at 1.5cm below armhole	50.00	53.00	56.00	59.00	62.00	65.00	68.00	71.00
TF01 - Total height from HSP	70.00	72.00	74.00	76.00	78.00	80.00	82.00	84.00
TG07 - Short sleeve length	16.50	17.00	17.50	18.00	18.50	19.00	19.50	20.00

KARIBAN

K3025IC

T-shirt Bio150 IC de homem

Informações das cores

 Ash Heather RVB : Pantone C : Based on Warm gray 1C Pantone TCX : Based on 13-4108TCX	 Black RVB : 35,35,37 Pantone C : Black Pantone TCX : 19-4004TCX	 Chocolate RVB : 63,52,49 Pantone C : 412C Pantone TCX : 19-0910TCX	 Cloudy blue heather RVB : Pantone C : Based on 7696C Pantone TCX : Based on 16-4519TCX	 Coconut Milk RVB : 244,241,228 Pantone C : 7534C Pantone TCX : 11-0103TCX
 Dark Grey RVB : 63,60,60 Pantone C : 447C Pantone TCX : 19-0000TCX	 Dark Khaki RVB : 75,71,61 Pantone C : 418C Pantone TCX : 19-0414TCX	 Deep Blue RVB : 65,72,95 Pantone C : 7545C Pantone TCX : 19-3926TCX	 Deep Purple RVB : 72,64,105 Pantone C : 5265C Pantone TCX : 19-3842TCX	 Forest Green RVB : 41,62,48 Pantone C : 5605C Pantone TCX : 19-5918TCX
 French Navy Heather RVB : Pantone C : Based on 432C Pantone TCX : Based on 19-4009TCX	 Fuchsia RVB : 188,21,94 Pantone C : 7425C Pantone TCX : 18-1945TCX	 Green Marble Heather RVB : Pantone C : Based on 418C Pantone TCX : Based on 19-0307TCX	 Grey Heather RVB : Pantone C : Based on 417C Pantone TCX : Based on 18-5203TCX	 Ice Mint RVB : 182,228,225 Pantone C : 573C Pantone TCX : 13-4909TCX
 Kelly Green RVB : 0,105,74 Pantone C : 7727C Pantone TCX : 18-5338TCX	 Lemon Yellow RVB : 226,223,129 Pantone C : 586C Pantone TCX : 12-0633TCX	 Light Royal Blue RVB : 53,95,151 Pantone C : 653C Pantone TCX : 18-4041TCX	 Light Sand RVB : 196,179,157 Pantone C : 480C Pantone TCX : 15-1304TCX	 Lime RVB : 151,202,91 Pantone C : 367C Pantone TCX : 14-0244TCX
 Navy RVB : 41,46,56 Pantone C : 433C Pantone TCX : 19-4012TCX	 Orange RVB : 252,107,16 Pantone C : 1585C Pantone TCX : 16-1364TCX	 Oxford Grey RVB : Pantone C : Based on Cool gray 7C Pantone TCX : Based on 16-3850TCX	 Pale Pink RVB : 244,202,209 Pantone C : 692C Pantone TCX : 12-1310TCX	 Red RVB : 195,32,54 Pantone C : 200C Pantone TCX : 19-1664TCX
 Sage RVB : 153,172,163 Pantone C : 5635C Pantone TCX : 16-5304TCX	 Sea Turquoise RVB : 26,163,196 Pantone C : 631C Pantone TCX : 16-4529TCX	 Sky Blue RVB : 136,169,206 Pantone C : 5425C Pantone TCX : 14-4121TCX	 Snow Grey RVB : 170,174,175 Pantone C : 421C Pantone TCX : 15-4101TCX	 Terracotta Red RVB : 143,59,67 Pantone C : 181C Pantone TCX : 19-1543TCX
 Tropical Blue RVB : 0,111,159 Pantone C : 7468C Pantone TCX : 18-4537TCX	 True Indigo RVB : 33,54,86 Pantone C : 534C Pantone TCX : 19-4027TCX	 White RVB : 236,236,252 Pantone C : White Pantone TCX : 11-0601TCX	 Wine RVB : 91,39,54 Pantone C : 504C Pantone TCX : 19-1522TCX	 Wine Heather RVB : Pantone C : Based on 497C Pantone TCX : Based on 19-1725TCX
 Yellow RVB : 254,186,36 Pantone C : 1235C Pantone TCX : 15-0955TCX				

Logistic:  10  100

Sizes	Width (cm)	Height (cm)	Length (cm)	Net weight (kg)	Gross weight (kg)	Pieces/Box	Pieces/Bundle
S	40.00000	30.00000	60.00000	12.50000	13.90000	100	10
M	40.00000	30.00000	60.00000	13.20000	14.50000	100	10
L	40.00000	32.00000	60.00000	14.50000	15.90000	100	10
XL	40.00000	32.00000	60.00000	14.90000	16.30000	100	10
XXL	40.00000	33.00000	60.00000	16.10000	17.60000	100	10
3XL	40.00000	20.00000	60.00000	8.20000	9.60000	50	10
4XL	40.00000	22.00000	60.00000	9.20000	10.60000	50	10
5XL	40.00000	24.00000	60.00000	9.50000	10.90000	50	10